







| finale B - 12:31   |       |      |                  |               |           |                      |                      |                      |                      |
|--|-------|------|------------------|---------------|-----------|----------------------|----------------------|----------------------|----------------------|
| Graphique 500 m  | Ligne | Rang | Nom 1            | Temps (gap)   | % (LSF1X) | 1er 500m             | 2e 500m              | 3e 500m              | 4e 500m              |
|  | 4     | 1    | Schulte Clara    | 8:00,60       | 91.76%    | 02:00.03<br>(95.13%) | 01:59.52<br>(95.53%) | 02:04.90<br>(91.42%) | 01:56.15<br>(98.3%)  |
|  | 3     | 2    | Poussardin Lucie | 8:01,21 (0,6) | 91.64%    | 01:56.32<br>(98.16%) | 02:00.85<br>(94.48%) | 02:06.20<br>(90.48%) | 01:57.84<br>(96.89%) |
|  | 1     | 3    | Boistard Chloe   | 8:02,63 (2,0) | 91.37%    | 01:55.64<br>(98.74%) | 02:00.53<br>(94.73%) | 02:05.92<br>(90.68%) | 02:00.54<br>(94.72%) |
|  | 2     | 4    | Begue Millie     | 8:05,54 (4,9) | 90.83%    | 01:57.46<br>(97.21%) | 02:01.54<br>(93.94%) | 02:06.93<br>(89.96%) | 01:59.61<br>(95.46%) |
|  | 5     | 5    | Leroux Alice     | 8:06,23 (5,6) | 90.7%     | 01:57.74<br>(96.98%) | 02:02.40<br>(93.28%) | 02:08.05<br>(89.17%) | 01:58.04<br>(96.73%) |
|  | 6     | 6    | Boutillier Julie | 8:08,91 (8,3) | 90.2%     | 01:59.06<br>(95.9%)  | 02:02.05<br>(93.55%) | 02:09.27<br>(88.33%) | 01:58.53<br>(96.33%) |

| finale A - 12:41   |       |      |                         |                |           |                       |                      |                      |                       |
|--|-------|------|-------------------------|----------------|-----------|-----------------------|----------------------|----------------------|-----------------------|
| Graphique 500 m  | Ligne | Rang | Nom 1                   | Temps (gap)    | % (LSF1X) | 1er 500m              | 2e 500m              | 3e 500m              | 4e 500m               |
|    | 4     | 1    | Gallen Rose             | 7:48,17        | 94.2%     | 01:50.82<br>(103.03%) | 01:57.94<br>(96.81%) | 02:04.05<br>(92.04%) | 01:55.36<br>(98.98%)  |
|    | 3     | 2    | Dias Justine            | 7:52,20 (4,0)  | 93.39%    | 01:53.57<br>(100.54%) | 01:58.65<br>(96.23%) | 02:04.67<br>(91.59%) | 01:55.31<br>(99.02%)  |
|  | 5     | 3    | Dhaouadi Selma          | 7:52,63 (4,5)  | 93.31%    | 01:51.92<br>(102.02%) | 01:58.64<br>(96.24%) | 02:04.16<br>(91.96%) | 01:57.91<br>(96.84%)  |
|  | 2     | 4    | Chevrier-Da Costa Elena | 7:53,03 (4,9)  | 93.23%    | 01:53.15<br>(100.91%) | 01:59.56<br>(95.5%)  | 02:06.57<br>(90.21%) | 01:53.75<br>(100.38%) |
|  | 6     | 5    | Audebert Clémence       | 8:00,74 (12,6) | 91.73%    | 01:57.78<br>(96.94%)  | 02:00.00<br>(95.15%) | 02:05.65<br>(90.87%) | 01:57.31<br>(97.33%)  |
|  | 1     | 6    | Gouttenoire Heloise     | 8:05,76 (17,6) | 90.79%    | 01:57.17<br>(97.45%)  | 02:01.47<br>(94%)    | 02:07.88<br>(89.29%) | 01:59.24<br>(95.76%)  |

| finale B - 12:13 |       |      |                     |                |           |                      |                      |                      |                      |
|------------------|-------|------|---------------------|----------------|-----------|----------------------|----------------------|----------------------|----------------------|
| Graphique 500 m  | Ligne | Rang | Nom 1               | Temps (gap)    | % (LSH1X) | 1er 500m             | 2e 500m              | 3e 500m              | 4e 500m              |
|                  | 3     | 1    | Caillaud Antoine    | 7:13,51        | 91.58%    | 01:45.06<br>(96.85%) | 01:48.54<br>(93.74%) | 01:54.23<br>(89.07%) | 01:45.68<br>(96.28%) |
|                  | 2     | 2    | Baret Louis         | 7:15,41 (1,9)  | 91.18%    | 01:44.65<br>(97.23%) | 01:50.99<br>(91.67%) | 01:53.66<br>(89.52%) | 01:46.11<br>(95.89%) |
|                  | 6     | 3    | Delcourt Jules      | 7:19,16 (5,7)  | 90.4%     | 01:46.68<br>(95.38%) | 01:50.98<br>(91.68%) | 01:54.29<br>(89.03%) | 01:47.21<br>(94.91%) |
|                  | 1     | 4    | Soulier Balthazar   | 7:20,51 (7,0)  | 90.12%    | 01:43.31<br>(98.49%) | 01:51.18<br>(91.52%) | 01:58.76<br>(85.68%) | 01:47.26<br>(94.86%) |
|                  | 4     | 5    | Oberfalcer Baptiste | 7:21,78 (8,3)  | 89.86%    | 01:45.57<br>(96.38%) | 01:50.68<br>(91.93%) | 01:54.65<br>(88.75%) | 01:50.88<br>(91.77%) |
|                  | 5     | 6    | Gauthier Romain     | 7:23,71 (10,2) | 89.47%    | 01:49.82<br>(92.65%) | 01:52.21<br>(90.68%) | 01:55.71<br>(87.94%) | 01:45.97<br>(96.02%) |

| finale A - 12:23 |       |      |                    |                |           |                       |                      |                      |                      |
|------------------|-------|------|--------------------|----------------|-----------|-----------------------|----------------------|----------------------|----------------------|
| Graphique 500 m  | Ligne | Rang | Nom 1              | Temps (gap)    | % (LSH1X) | 1er 500m              | 2e 500m              | 3e 500m              | 4e 500m              |
|                  | 3     | 1    | Savaete Baptiste   | 6:59,64        | 94.6%     | 01:40.16<br>(101.59%) | 01:45.58<br>(96.37%) | 01:50.14<br>(92.38%) | 01:43.76<br>(98.06%) |
|                  | 2     | 2    | Pignot Dubost Léon | 7:05,70 (6,1)  | 93.26%    | 01:41.24<br>(100.5%)  | 01:47.57<br>(94.59%) | 01:51.35<br>(91.38%) | 01:45.54<br>(96.41%) |
|                  | 5     | 3    | Desmolles Leo      | 7:09,17 (9,5)  | 92.5%     | 01:41.82<br>(99.93%)  | 01:48.63<br>(93.67%) | 01:53.63<br>(89.55%) | 01:45.09<br>(96.82%) |
|                  | 6     | 4    | Derancourt Charles | 7:15,05 (15,4) | 91.25%    | 01:43.97<br>(97.86%)  | 01:50.00<br>(92.5%)  | 01:56.41<br>(87.41%) | 01:44.67<br>(97.21%) |
|                  | 4     | 5    | Coignard Léo       | 7:17,11 (17,5) | 90.82%    | 01:43.35<br>(98.45%)  | 01:48.41<br>(93.86%) | 01:53.39<br>(89.73%) | 01:51.96<br>(90.88%) |
|                  | 1     | 6    | Ludwig Frédéric    | 7:19,36 (19,7) | 90.36%    | 01:42.63<br>(99.14%)  | 01:50.27<br>(92.27%) | 01:57.81<br>(86.37%) | 01:48.65<br>(93.65%) |